

Product Highlights

- MERV 10
- Heavy-Duty Moisture Resistant Construction
- Galvanized Expanded Metal Backing
- Standard Size 4" and 6" Thick Incorporate Media Separators

Features

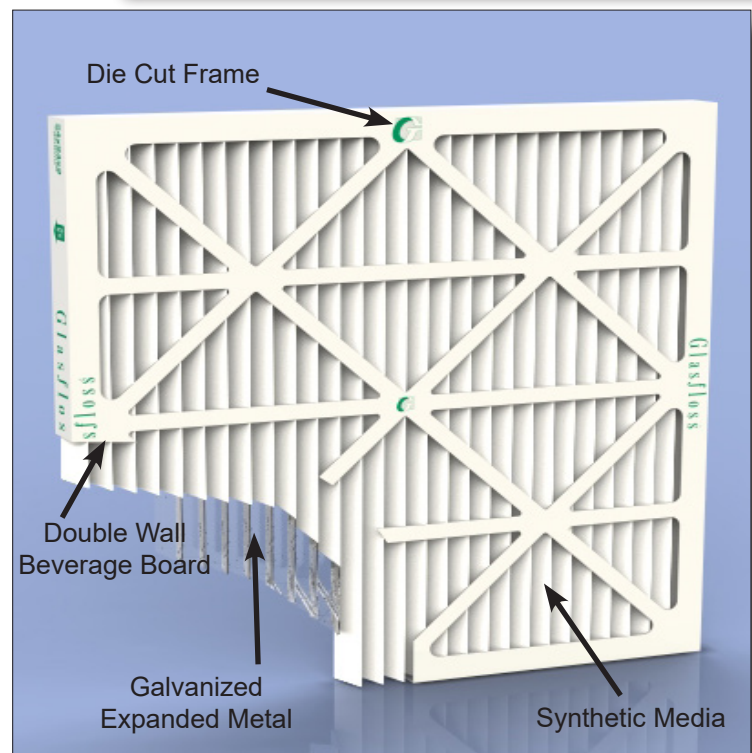
The Glasfloss® Z-Line® Series pleated filters offer improved performance for virtually every application. All Glasfloss® Z-Line® pleated filters feature fibers which do not absorb moisture and will not support microbial growth

The Z-Line® Series pleated filter products include:

- ZL - Offers excellent performance and value for a wide range of applications
- HV - Ideal in high-velocity systems where maximum square footage of media is necessary

Specifications

Glasfloss Z-Line® Series ZL and HV air filters shall be of the extended-surface pleated-media type. The media utilized shall be made of 100% synthetic fibers. The media shall be pleated in a tapered radial configuration. A heavy duty, recycled expanded metal reinforcement shall be laminated to the air-exit side of the media by a thermo-setting adhesive to maintain continuity of the radial pleats. The expanded metal shall be galvanized to resist rust and corrosion. The pleated cartridge shall be bonded to the peripheral interior of the outer frame. A heavy-duty moisture-resistant beverage board incorporating post-consumer material shall be utilized for an encasing frame. The frame face shall be internally laminated to the pleated cartridge apexes. Glasfloss ZLine® Series ZL and HV filters shall be classified under U.L. std. 900 and shall be rated to withstand temperatures up to 180 degrees Fahrenheit. The Glasfloss ZLine® Series ZL and HV filters achieve a MERV 10 rating per the ANSI/ASHRAE 52.2 Test Standard.





ZL and HV Standard Size Filters

SIZE W x H x D NOMINAL	SIZE W x H x D EXACT	RATED VELOCITY FPM	INITIAL RESIST. IN. W.G.		MEDIA SQUARE FOOT		SIZE W x H x D NOMINAL MM	RATED VELOCITY M/H	INITIAL RESIST. PASCALS	
			ZL	HV	ZL	HV			ZL	HV
10 x 10 x 1	9-1/2 x 9-1/2 x 7/8	300	.20	.18	1.48	1.61	254 x 254 x 26	5490	49.8	44.8
10 x 20 x 1	9-1/2 x 19-1/2 x 7/8	300	.20	.18	2.47	2.67	254 x 508 x 26	5490	49.8	44.8
10 x 24 x 1	9-1/2 x 23-1/2 x 7/8	300	.20	.18	2.97	3.22	254 x 610 x 26	5490	49.8	44.8
10 x 30 x 1	9-5/8 x 29-5/8 x 7/8	300	.20	.18	4.33	4.95	254 x 762 x 26	5490	49.8	44.8
12 x 12 x 1	11-1/2 x 11 1/2 x 7/8	300	.20	.18	1.80	2.06	305 x 305 x 26	5490	49.8	44.8
12 x 20 x 1	11-1/2 x 19-1/2 x 7/8	300	.20	.18	2.88	3.29	305 x 508 x 26	5490	49.8	44.8
12 x 24 x 1	11-3/8 x 23-3/8 x 7/8	300	.20	.18	3.46	3.96	305 x 610 x 26	5490	49.8	44.8
12 x 25 x 1	11-1/2 x 24-1/2 x 7/8	300	.20	.18	4.13	4.13	305 x 635 x 26	5490	49.8	44.8
12 x 30 x 1	11-5/8 x 29-1/2 x 7/8	300	.20	.18	4.51	5.16	305 x 762 x 26	5490	49.8	44.8
14 x 14 x 1	13-1/2 x 13-1/2 x 7/8	300	.20	.18	2.62	3.12	356 x 356 x 26	5490	49.8	44.8
14 x 20 x 1	13-1/2 x 19-1/2 x 7/8	300	.20	.18	3.29	3.91	356 x 508 x 26	5490	49.8	44.8
14 x 24 x 1	13 1/2 x 23 1/2 x 7/8	300	.20	.18	3.96	4.70	356 x 610 x 26	5490	49.8	44.8
14 x 25 x 1	13-1/2 x 24-1/2 x 7/8	300	.20	.18	4.13	4.90	356 x 635 x 26	5490	49.8	44.8
14 x 30 x 1	13 5/8 x 29 5/8 x 7/8	300	.20	.18	5.74	6.56	356 x 762 x 26	5490	49.8	44.8
15 x 20 x 1	14-1/2 x 19-1/2 x 7/8	300	.20	.18	3.70	4.11	381 x 508 x 26	5490	49.8	44.8
15 x 30-5/8 x 1	14-5/8 x 30-1/4 x 7/8	300	.20	.18	9.28	10.57	381 x 777 x 26	5490	49.8	44.8
16 x 16 x 1	15-1/2 x 15-1/2 x 7/8	300	.20	.18	3.12	3.45	406 x 406 x 26	5490	49.8	44.8
16 x 20 x 1	15-1/2 x 19-1/2 x 7/8	300	.20	.18	3.91	4.32	406 x 508 x 26	5490	49.8	44.8
16 x 24 x 1	15-1/2 x 23-1/2 x 7/8	300	.20	.18	4.70	5.20	406 x 610 x 26	5490	49.8	44.8
16 x 25 x 1	15-1/2 x 24-1/2 x 7/8	300	.20	.18	4.90	5.41	406 x 635 x 26	5490	49.8	44.8
16 x 30 x 1	15-5/8 x 29-5/8 x 7/8	300	.20	.18	5.83	6.67	406 x 762 x 26	5490	49.8	44.8
18 x 18 x 1	17-1/2 x 17-1/2 x 7/8	300	.20	.18	3.88	4.44	457 x 457 x 26	5490	49.8	44.8
18 x 20 x 1	17-1/2 x 19-1/2 x 7/8	300	.20	.18	4.32	4.94	457 x 508 x 26	5490	49.8	44.8
18 x 24 x 1	17-1/2 x 23-1/2 x 7/8	300	.20	.18	5.20	5.94	457 x 610 x 26	5490	49.8	44.8
18 x 25 x 1	17-1/2 x 24-1/2 x 7/8	300	.20	.18	5.41	6.19	457 x 635 x 26	5490	49.8	44.8
18 x 30 x 1	17-5/8 x 29-5/8 x 7/8	300	.20	.18	7.20	8.23	457 x 762 x 26	5490	49.8	44.8
20 x 20 x 1	19-1/2 x 19-1/2 x 7/8	300	.20	.18	4.73	5.55	508 x 508 x 26	5490	49.8	44.8
20 x 22 x 1	19-1/2 x 21-7/8 x 7/8	300	.20	.18	5.24	6.15	508 x 558 x 26	5490	49.8	44.8
20 x 24 x 1	19-3/8 x 23-3/8 x 7/8	300	.20	.18	5.69	6.68	508 x 610 x 26	5490	49.8	44.8
20 x 25 x 1	19-1/2 x 24-1/2 x 7/8	300	.20	.18	5.93	6.96	508 x 635 x 26	5490	49.8	44.8
20 x 30 x 1	19-5/8 x 29-5/8 x 7/8	300	.20	.18	7.20	8.23	508 x 762 x 26	5490	49.8	44.8
22 x 22 x 1	21-1/2 x 21-1/2 x 7/8	300	.20	.18	6.43	7.17	558 x 558 x 26	5490	49.8	44.8
24 x 24 x 1	23-3/8 x 23-3/8 x 7/8	300	.20	.18	6.93	7.92	610 x 610 x 26	5490	49.8	44.8
24 x 30 x 1	23-5/8 x 29-5/8 x 7/8	300	.20	.18	8.66	9.90	610 x 762 x 26	5490	49.8	44.8
25 x 25 x 1	24-1/2 x 24-1/2 x 7/8	300	.20	.18	7.48	8.51	635 x 635 x 26	5490	49.8	44.8
10 x 20 x 2	9-1/2 x 19-1/2 x 1-3/4	500	.29	.27	3.84	6.24	254 x 508 x 51	9150	72.2	67.2
12 x 12 x 2	11-1/2 x 11-1/2 x 1-3/4	500	.29	.27	2.89	4.33	305 x 305 x 51	9150	72.2	67.2
12 x 20 x 2	11-1/2 x 19-1/2 x 1-3/4	500	.29	.27	4.80	7.20	305 x 508 x 51	9150	72.2	67.2
12 x 24 x 2	11-3/8 x 23-3/8 x 1-3/4	500	.29	.27	5.77	8.66	305 x 610 x 51	9150	72.2	67.2
14 x 20 x 2	13-1/2 x 19-1/2 x 1-3/4	500	.29	.27	5.76	8.64	356 x 508 x 51	9150	72.2	67.2
14 x 25 x 2	13-1/2 x 24-1/2 x 1-3/4	500	.29	.27	7.22	10.83	356 x 635 x 51	9150	72.2	67.2
15 x 20 x 2	14-1/2 x 19-1/2 x 1-3/4	500	.29	.27	6.24	9.12	381 x 508 x 51	9150	72.2	67.2
16 x 16 x 2	15-1/2 x 15-1/2 x 1-3/4	500	.29	.27	4.98	7.66	406 x 406 x 51	9150	72.2	67.2
16 x 20 x 2	15-1/2 x 19-1/2 x 1-3/4	500	.29	.27	6.24	9.60	406 x 508 x 51	9150	72.2	67.2
16 x 24 x 2	15-1/2 x 23-1/2 x 1-3/4	500	.29	.27	7.50	11.55	406 x 610 x 51	9150	72.2	67.2
16 x 25 x 2	15-1/2 x 24-1/2 x 1-3/4	500	.29	.27	7.82	12.03	406 x 635 x 51	9150	72.2	67.2
18 x 18 x 2	17-1/2 x 17-1/2 x 1-3/4	500	.29	.27	6.47	9.92	457 x 457 x 51	9150	72.2	67.2
18 x 20 x 2	17-1/2 x 19-1/2 x 1-3/4	500	.29	.27	7.20	11.04	457 x 508 x 51	9150	72.2	67.2
18 x 24 x 2	17-1/2 x 23-1/2 x 1-3/4	500	.29	.27	8.66	13.28	457 x 610 x 51	9150	72.2	67.2
18 x 25 x 2	17-1/2 x 24-1/2 x 1-3/4	500	.29	.27	9.02	13.84	457 x 635 x 51	9150	72.2	67.2
20 x 20 x 2	19-1/2 x 19-1/2 x 1-3/4	500	.29	.27	8.16	12.00	508 x 508 x 51	9150	72.2	67.2
20 x 24 x 2	19-3/8 x 23-3/8 x 1-3/4	500	.29	.27	9.81	14.43	508 x 610 x 51	9150	72.2	67.2
20 x 25 x 2	19-1/2 x 24-1/2 x 1-3/4	500	.29	.27	10.23	15.04	508 x 635 x 51	9150	72.2	67.2
20 x 30 x 2	19-5/8 x 29-5/8 x 1-3/4	500	.29	.27	12.00	18.24	508 x 762 x 51	9150	72.2	67.2
24 x 24 x 2	23-3/8 x 23-3/8 x 1-3/4	500	.29	.27	11.55	17.61	610 x 610 x 51	9150	72.2	67.2
25 x 25 x 2	24-1/2 x 24-1/2 x 1-3/4	500	.29	.27	12.63	18.65	635 x 635 x 51	9150	72.2	67.2

Tolerances shall be +/- 1/8" for height, width and +/- 1/16" for depth. Recommended final resistance is 1.00" w.g.

All special sizes will be undersized by 1/8" unless specified otherwise.

ZL and HV Standard Size Filters

SIZE W x H x D NOMINAL	SIZE W x H x D EXACT	RATED VELOCITY FPM	INITIAL RESIST. IN. W.G.		MEDIA SQUARE FOOT		SIZE W x H x D NOMINAL MM	RATED VELOCITY M/H	INITIAL RESIST. PASCALS	
			ZL	HV	ZL	HV			ZL	HV
12 x 24 x 4	11-3/8 x 23-3/8 x 3-3/4	500	.24	.22	11.13	13.61	457 x 610 x 102	9150	59.7	54.7
16 x 20 x 4	15-1/2 x 19-1/2 x 3-3/4	500	.24	.22	12.34	15.43	406 x 508 x 102	9150	59.7	54.7
16 x 24 x 4	15-1/2 x 23-1/2 x 3-3/4	500	.24	-	14.84	-	406 x 610 x 102	9150	59.7	-
16 x 25 x 4	15-1/2 x 24-1/2 x 3-3/4	500	.24	.22	15.47	19.34	406 x 635 x 102	9150	59.7	54.7
18 x 24 x 4	17-1/2 x 23-1/2 x 3-3/4	500	.24	.22	17.32	21.03	457 x 610 x 102	9150	59.7	54.7
20 x 20 x 4	19-1/2 x 19-1/2 x 3-3/4	500	.24	.22	15.43	18.52	508 x 508 x 102	9150	59.7	54.7
20 x 24 x 4	19-3/8 x 23-3/8 x 3-3/4	500	.24	.22	18.55	22.27	508 x 610 x 102	9150	59.7	54.7
20 x 25 x 4	19-1/2 x 24-1/2 x 3-3/4	500	.24	.22	19.34	23.20	508 x 635 x 102	9150	59.7	54.7
24 x 24 x 4	23-3/8 x 23-3/8 x 3-3/4	500	.24	.22	22.27	27.21	610 x 610 x 102	9150	59.7	54.7
12 x 24 x 6	11-3/8 x 23-3/8 x 5-3/4	500	-	.18	-	20.86	305 x 610 x 152	9150	-	44.8
16 x 20 x 6	15-1/2 x 19-1/2 x 5-3/4	500	-	.18	-	23.66	406 x 508 x 152	9150	-	44.8
16 x 25 x 6	15-1/2 x 24-1/2 x 5-3/4	500	-	.18	-	29.65	406 x 635 x 152	9150	-	44.8
18 x 24 x 6	17-1/2 x 23-1/2 x 5-3/4	500	-	.18	-	32.24	457 x 610 x 152	9150	-	44.8
20 x 20 x 6	19-1/2 x 19-1/2 x 5-3/4	500	-	.18	-	28.39	508 x 508 x 152	9150	-	44.8
20 x 24 x 6	19-3/8 x 23-3/8 x 5-3/4	500	-	.18	-	34.14	508 x 610 x 152	9150	-	44.8
20 x 25 x 6	19-1/2 x 24-1/2 x 5-3/4	500	-	.18	-	35.58	508 x 635 x 152	9150	-	44.8
24 x 24 x 6	23-3/8 x 23-3/8 x 5-3/4	500	-	.18	-	41.73	610 x 610 x 152	9150	-	44.8

Tolerances shall be +/- 1/8" for height, width and +/- 1/16" for depth. Recommended final resistance is 1.00" w.g.

All special sizes will be undersized by 1/8" unless specified otherwise.

Pleats Per Lineal Foot

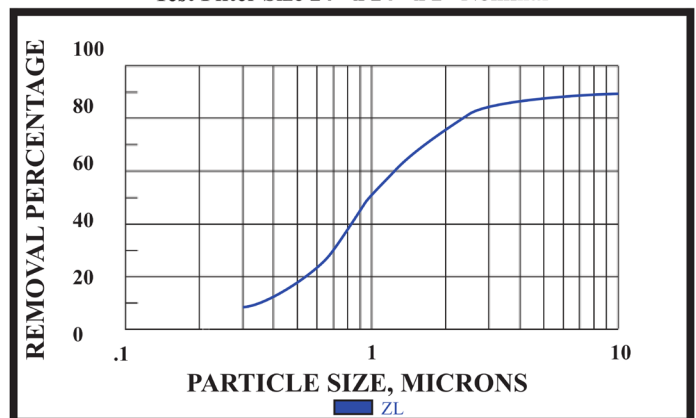
DEPTH	ZL	HV
1"	14	16
2"	10	15
4"	9	11
6"	-	11

Media Area to Face Area Ratio

DEPTH	ZL	HV
1"	1.73	1.97
2"	2.88	4.40
4"	5.56	6.80
6"	-	10.43

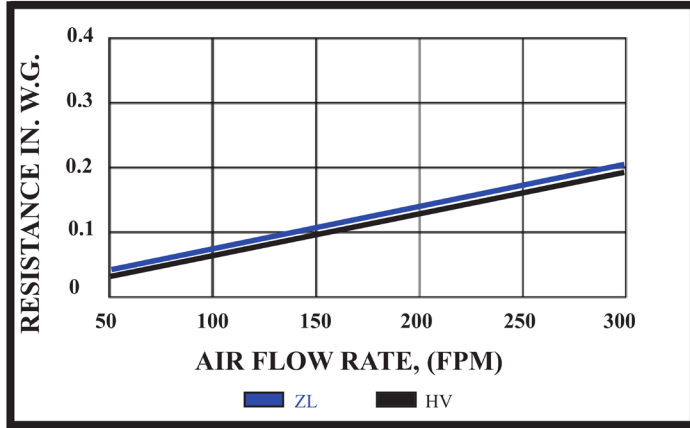
MINIMUM PARTICLE SIZE EFFICIENCY

Test Filter Size 24" x 24" x 2" Nominal



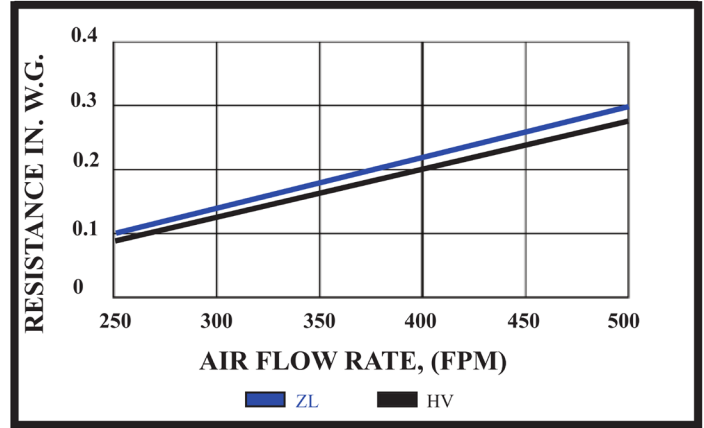
STANDARD PRESSURE DROP

Test Filter Size 24" x 24" x 1" Nominal



STANDARD PRESSURE DROP

Test Filter Size 24" x 24" x 2" Nominal



Glasfloss Industries incorporates color-coded carton labels on standard sizes to help identify the product which enhances warehouse operations and shipments.



Glasfloss manufactures a variety of medium and high efficiency air filters which can be specified for LEED certification applications. For specific information on these products, please contact your local Glasfloss Sales Representative.

